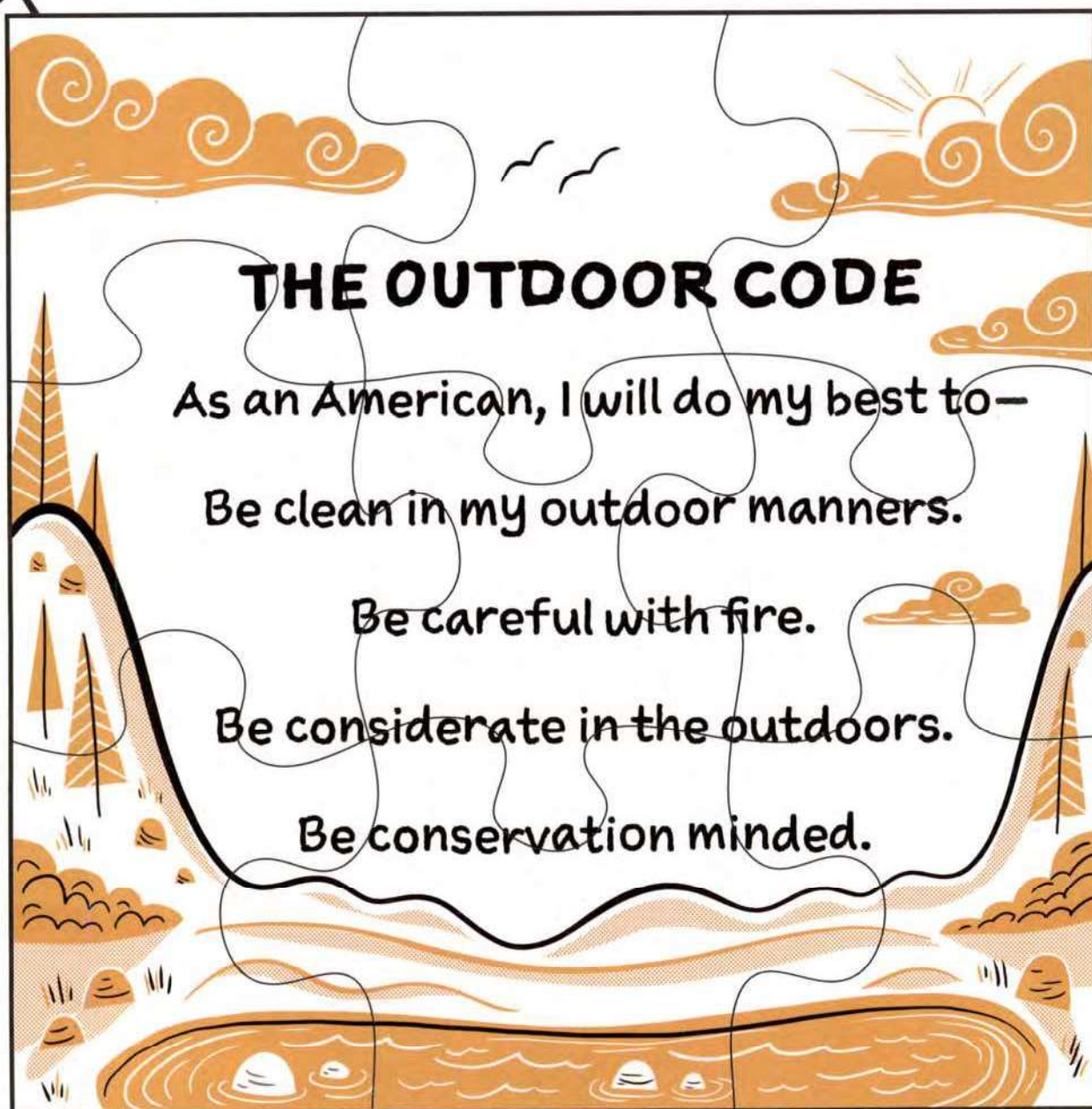




First, color the puzzle. Cut out the square, not the individual pieces. Glue the square on to cardboard.

 Then cut out the pieces to make your puzzle.



**This page left blank intentionally so  
puzzle on page 13 can be cut out.**



# Tigers in the Wild



Can you find these hidden items?



Water  
Bottle



First-Aid  
Kit



Whistle



Flashlight



Sun  
Protection





Trail  
Food








Circle the items below that are natural.







Draw one thing that you saw on your walk that was  
**NATURAL** and one thing that was **MAN-MADE**.

A large rectangular area for drawing, divided into two equal horizontal sections by a single line. The sections are empty, intended for a child to draw their observations.





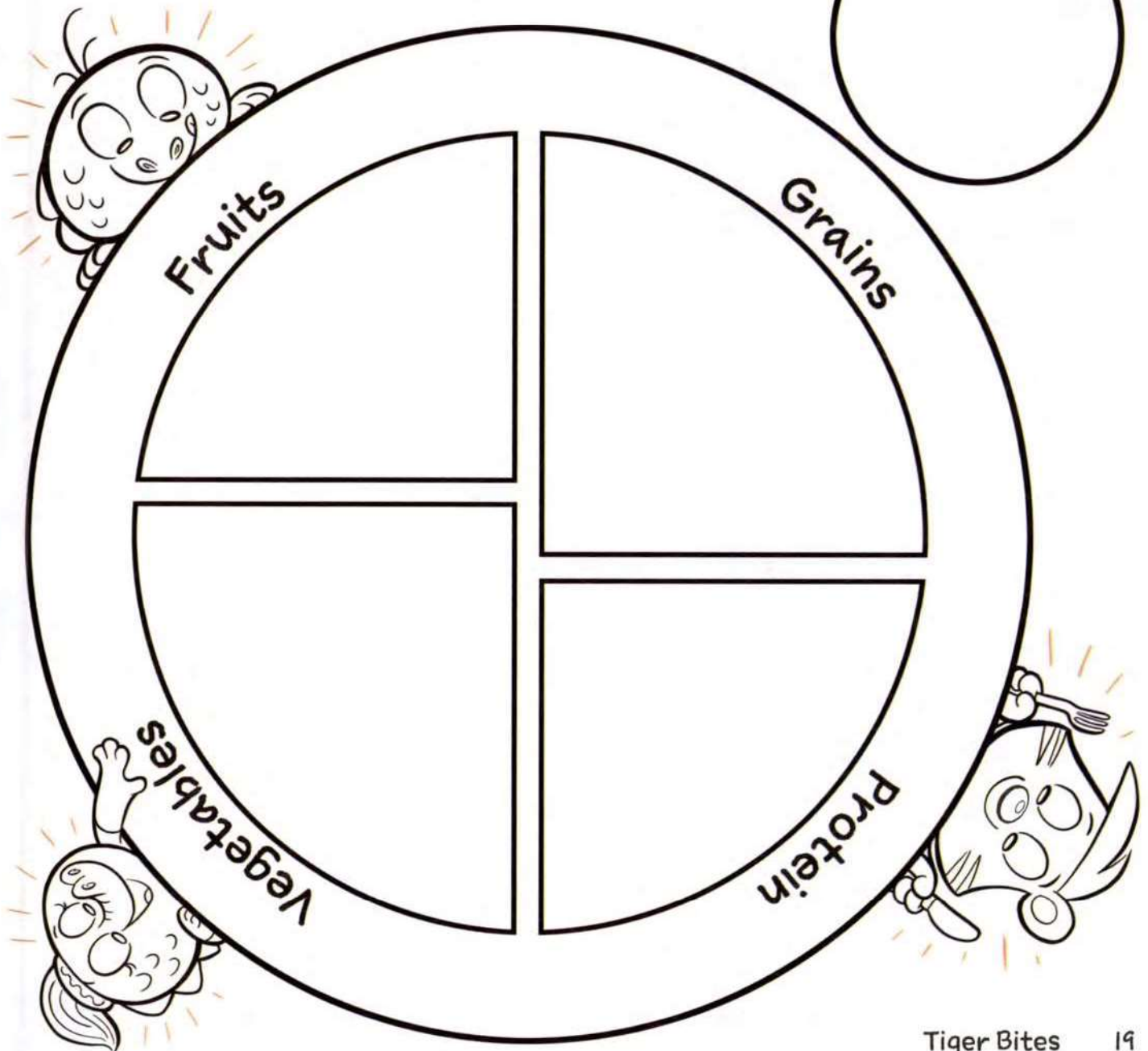
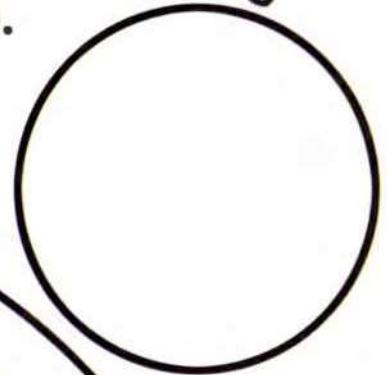
Identify the ways that a tree is helpful by drawing a line from the example to the tree.





In each section of the plate below, draw a favorite food to match the food group.


Dairy







Color the pictures below that show how you get ready for bed.









Draw a circle around the jobs you do  
to help your family.







Circle the characters who are being good team players.





# Tiger's Roar



Show how you would call for help.

Add important phone numbers for your trusted adults.

---

---

---


---

---





Tiger and his buddies got split up. Help him search for them as they use the S.A.W. method to be found.








Draw a picture of your favorite  
faith-based holiday or celebration.





Color the characters below.

I show respect by how I ...







Create a cheerful card to give someone. Cut along the solid lines and fold along the dotted line.

