





Circle the resources below that are **renewable**.

Place an **X** on the
resources that are **non-renewable**.



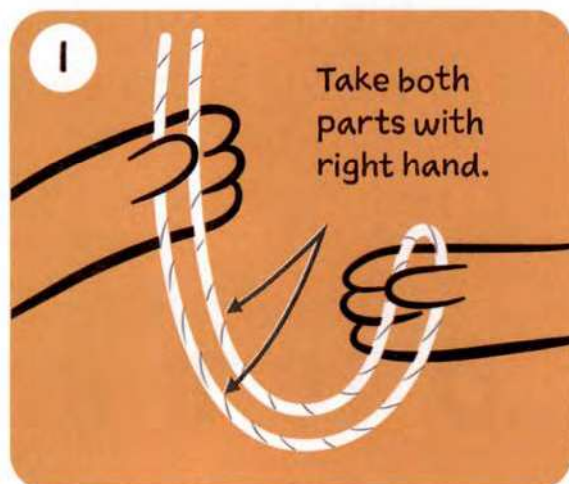


Color all the natural resources below.







Disappearing Knot



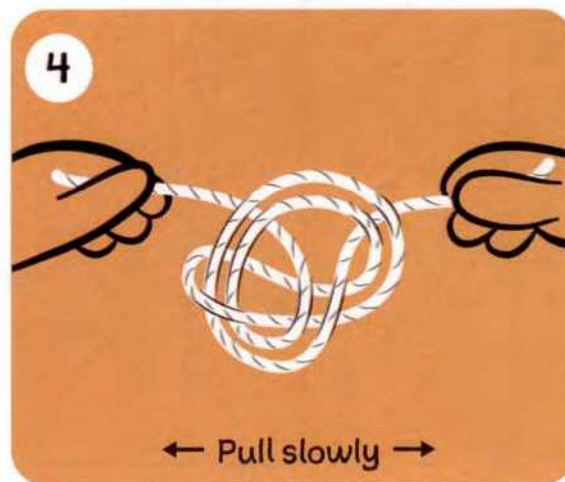
Hold both ends of your 3-foot rope in your left hand. Put your right hand under and through the bend.



Bring your right hand holding the two rope parts back through the bend to make the two loops as shown here.



Put the ends in your left hand through both loops. Let go with the left and take hold of one end.



Take the other end in your right hand and pull the ends apart. When a small knot forms, blow on it and pull the rope straight.




Look at the coded example phrase below. Then, using the pig pen code, write the code for DO YOUR BEST in the spaces above the letters.

L < U V L □ < > V
 C U B S C O U T S



Pig Pen Code

A	B	C	J	K	L
D	E	F	M	N	O
G	H	I	P	Q	R
S T X U V			W X Y Z		




D O Y O U R B E S T




Draw a picture of what you want to build.







Match the fish to the body of water where they live.



River



Ocean




Lake



Draw a line from the fishing rule
to the matching picture.



Fish with
proper adult
supervision.



Get permission
to fish where you
plan to fish.



Check the
weather before
you go.



Use the buddy system.
You must be able
to see your buddy.



Give plenty of
room to others who
are fishing nearby.



Never fish where
people are swimming.



Draw a picture of two types of fish you think live in the water where you are going fishing.



1

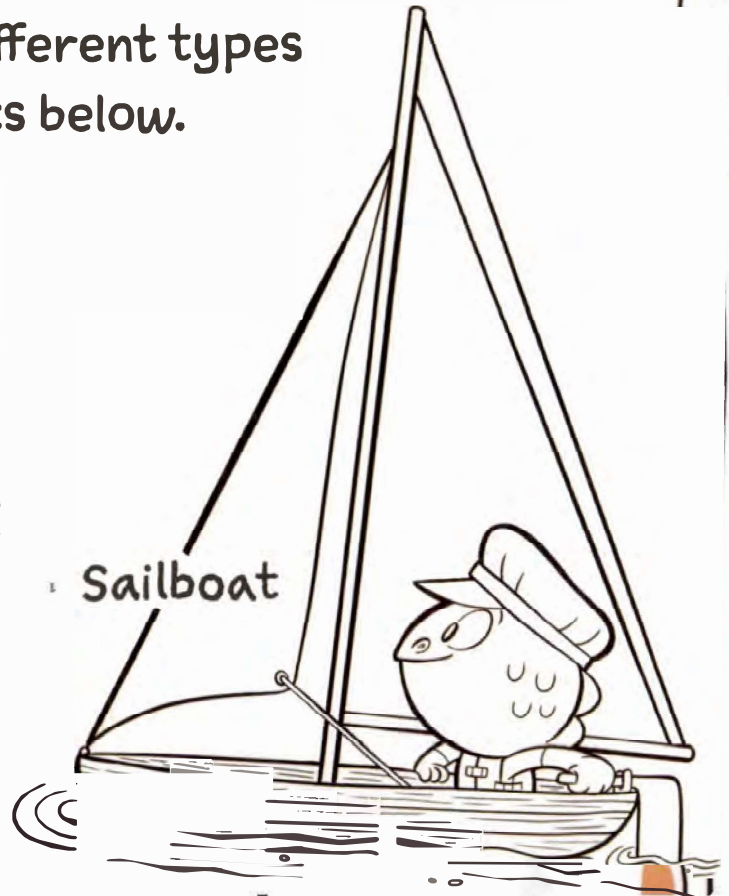
2

Floats and Boats


Color the different types
of boats below.



Rowboat



Sailboat




Motorboat






Kayak




Canoe




Place an X on the items below that
DO NOT float.



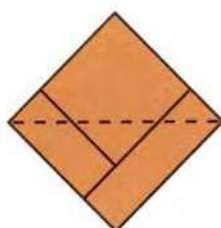


Follow the instructions below to fold an origami boat. Start with an $8\frac{1}{2}$ -by-11-inch sheet of paper.

1.




6.



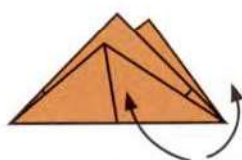
8.



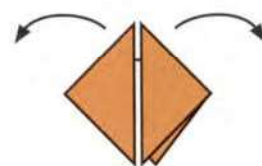
2.



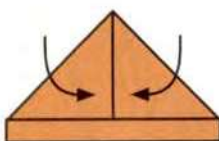
7.



9.



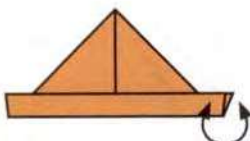
3.



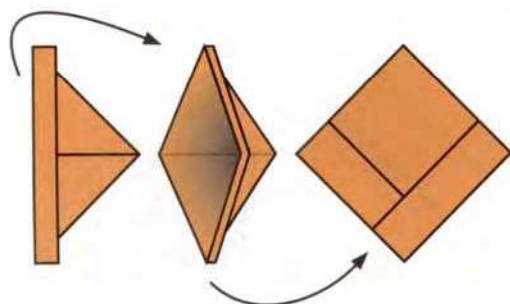
10.



4.




5.




Ahoy,
matey!




Decorate your good knight shield.







Match the Scouts to the weather for which they are dressed.





Circle the Cub Scout Six Essentials.





Tear out this page and take it with you on a nature adventure. Get five in a row up and down, side to side or diagonally for BINGO!

