

# COUNCIL FIRE

CITIZENSHIP



## SNAPSHOT OF ADVENTURE



A real wolf pack works like a large family in which everyone works together to keep the members of the pack safe, healthy, and happy. Working together is part of being a good citizen. In this Adventure, you will build a model community and become an active member in your community.

### REQUIREMENTS

1. Learn how to properly care for and fold the United States flag. With your den or pack, participate in a flag ceremony.
2. Identify three points of the Scout Law that are important to being a good neighbor.
3. Build a model of your home.
4. Using the same materials from requirement 3, create a model of a building that you visit.
5. Using the models built in requirements 3 and 4, create a neighborhood.
6. Participate in a service project. Explain how your volunteering is helpful to your neighborhood.



- **Required Adventure**
- **Scan for this Adventure page**




## REQUIREMENT 1


**Learn how to properly care for and fold the United States flag. With your den or pack, participate in a flag ceremony.**

Learning how to show respect for the flag and how to care for it are part of being a good citizen.

One way American citizens show respect is by having a flag ceremony. Your den leader will show you and your den how to conduct a flag ceremony.



(A) Straighten out the flag to full length and fold lengthwise once.



(B) Fold it lengthwise a second time to meet the open edge, making sure that the union of stars on the blue field remains outward in full view. (A large flag may have to be folded lengthwise a third time.)



(C) A triangular fold is then started by bringing the striped corner of the folded edge to the open edge.



(D) The outer point is then turned inward, parallel with the open edge, to form a second triangle.



(E) The diagonal or triangular folding is continued toward the blue union until the end is reached, with only the blue showing and the form being that of a cocked (three corner) hat.



Date

Adult's Signature

## REQUIREMENT 2

Identify three points of the Scout Law that are important to being a good neighbor.



A good Cub Scout tries to live by the Scout Law all the time. When it comes to being a good neighbor, what are your top three points of the Scout Law? When you have chosen your top three, think of the reasons why you chose them. Now share your thoughts with other members of your den or family.

Did other members of your den or family choose a different top three?

Can your den or family come up with a top three that everyone can agree on?



Date

Adult's Signature



# Requirement 3

## Build a model of your home.

Before you begin working on your model, take a look at requirements 4 and 5. Discuss with your den or family what materials you plan to use. Your home and the other buildings do not have to be exactly alike, but it may be easier if everyone is using the same building materials.

Discuss with your den or family how big your buildings will be. You may set a standard size such as a one-story building is 6 inches tall.

Some people live in a house, some people live in a townhouse, and some people live in a large apartment building. Not every home in your community is the same.

Here is an example of a model home made from cardboard boxes.



\_\_\_\_\_

Date

\_\_\_\_\_

Adult's Signature




## REQUIREMENT 4

Using the same materials used in requirement 3, create a model of a building in your community.

Make a list of buildings in your community that are not places where people live. Here are some types of buildings you may find in your community:

Public – Some buildings are public and were built and are maintained by the community, usually through taxes. Schools, libraries, and parks are examples of public buildings and spaces.

Commercial – These buildings provide goods and services to people in the community, like grocery stores, office buildings, and shopping malls.



Industrial – Some buildings are known for making things that are used in the local community, state, country, or even worldwide. Examples are factories, laboratories, or manufacturing plants.

Transportation – Larger cities may have airports, bus stations, or train stations.

Have members of your den or family pick a building in your community that they want to make. If there is only one of those buildings in your community, make only one of them.



\_\_\_\_\_  
Date

\_\_\_\_\_  
Adult's Signature



## REQUIREMENT 5

Using the models built in requirements 3 and 4, create a neighborhood.



First, lay out the buildings that are in your community as they are in real life. Use a map to help you. It doesn't have to be exact.

Now take your buildings and move them around to make a new neighborhood. Here are some things to consider:

Where should people live in relation to schools, transportation, and grocery stores?

How will people get from one place to another? Cars on roads, buses, trains, or other transportation?

Where would you build a fire station?

Where would you build a factory that makes a lot of noise?



Date

Adult's Signature

## REQUIREMENT 6

**Participate in a service project. Explain how your volunteering is helpful to your neighborhood.**

A service project is something you do to make your community a better place. You will feel great when you work with others on a service project.

An important part of the Scout Law is "To help other people at all times." Service projects are one way Cub Scouts help other people and their community.

Your den or pack may decide on the type of service project you complete. The service project may be a tradition that your den or pack or all Scouts in your community do every year.



A service project doesn't have to be hard to have an impact. When doing a service project, you should know whom you are helping, what help they need, and how your project will help.

Here are some ideas for community service projects:

Participate in a charity walk or 5K to raise awareness for a local cause.

Have members of your den or pack collect supplies for the local animal shelter.

With your den or pack, collect toys for children in need.



\_\_\_\_\_  
Date

\_\_\_\_\_  
Adult's Signature