





Cut out the strips on the solid lines. Fold them along the dotted lines. Tape the ends together to form a triangle. Now use them to build something.



FOLD	FOLD
FOLD	FOLD
FOLD	FOLD
FOLD	FOLD
FOLD	FOLD
FOLD	FOLD









Draw a picture of your structure.





Draw a line to match each item to either
NATURAL or MAN-MADE.



Champions for Nature

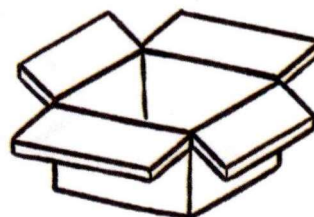

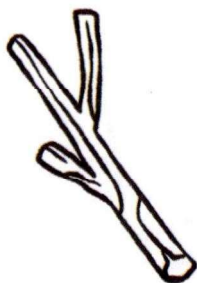





Color the waste.

Color all the organic waste GREEN.


Color all the paper waste YELLOW.


Color all the glass waste BLUE.



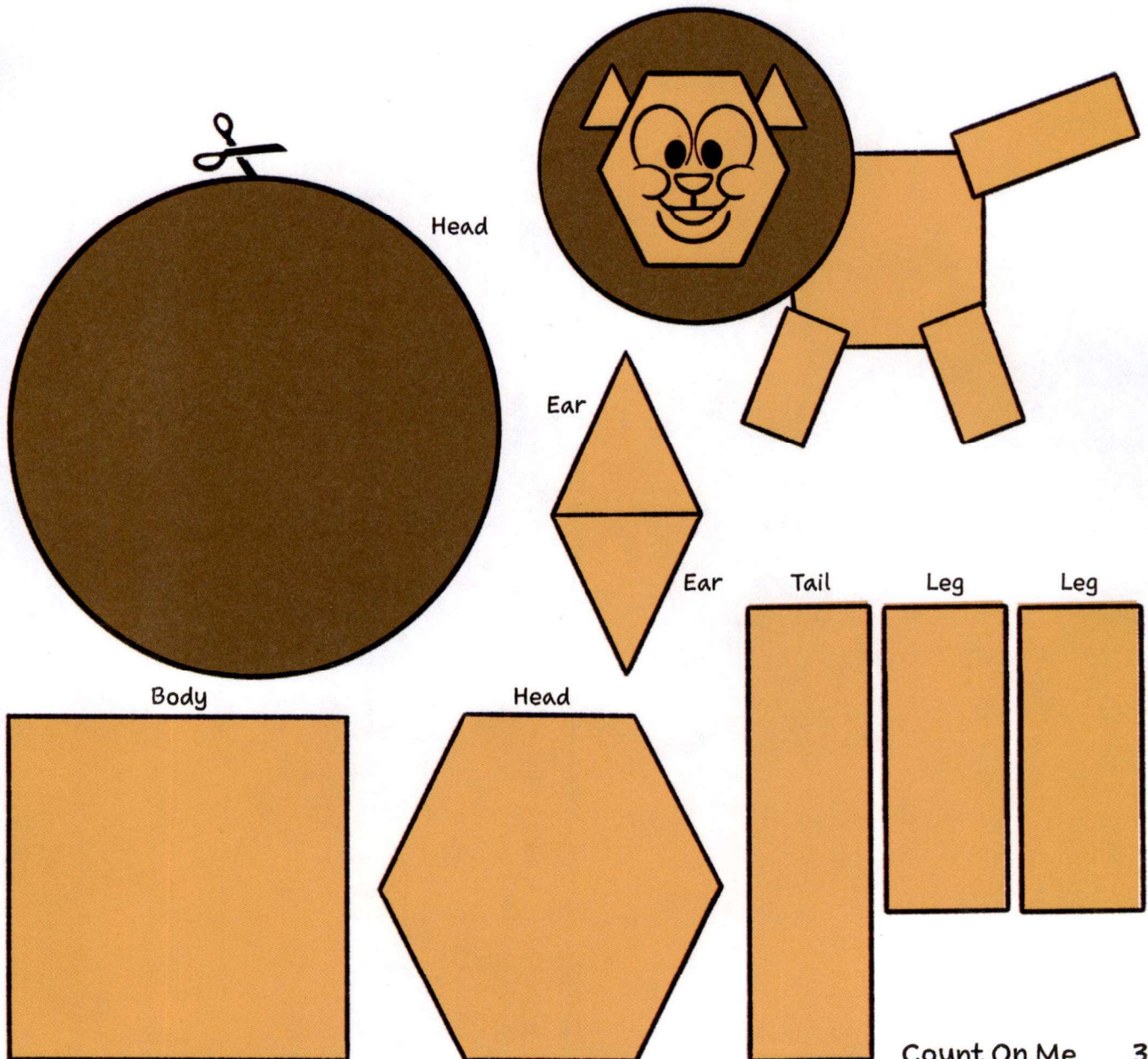


Count how many of each shape.
Write the number next to the shape below.








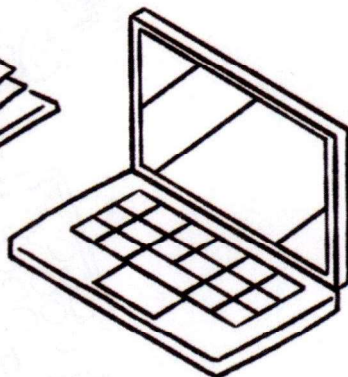

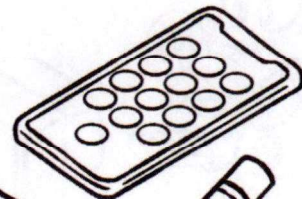


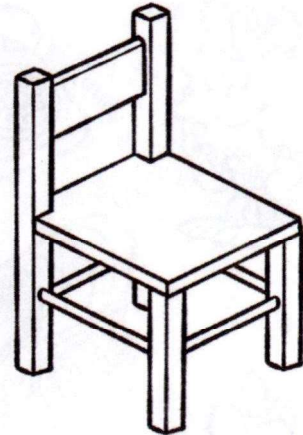
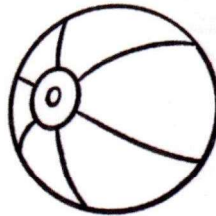
Cut out the shapes below. Glue or tape them together to make a lion like the one pictured here. Draw a face on your lion. Now it's done. ROAR!




Everyday Tech





Circle the digital technology.






Draw a line to match the old and new technology.






Draw a picture of a gizmo that uses wheels.






Place an **X** on things that you **PUSH**.


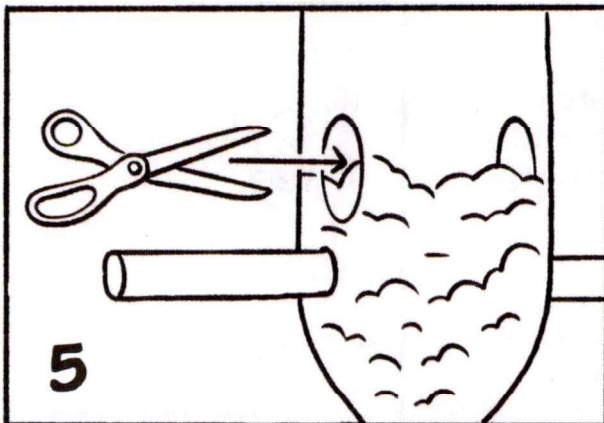
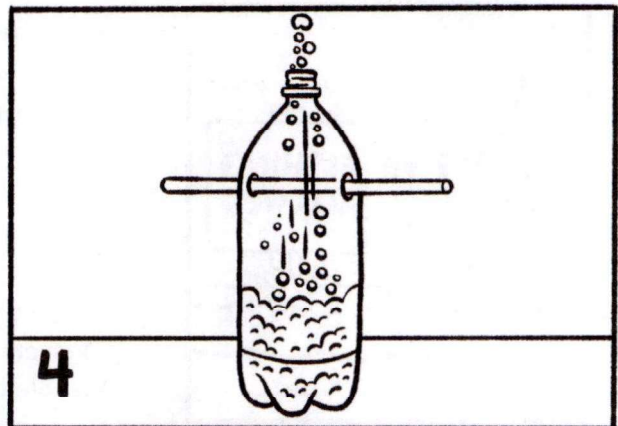

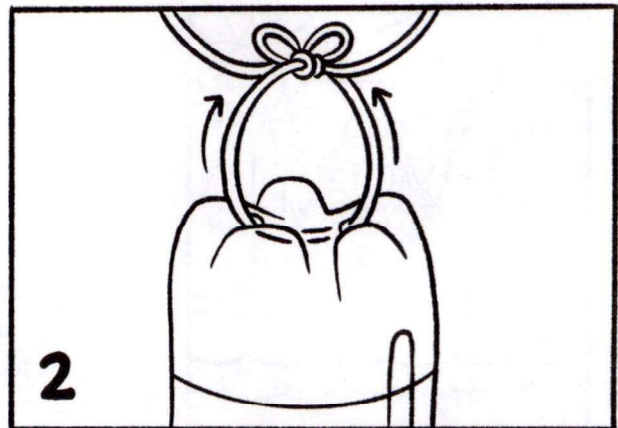
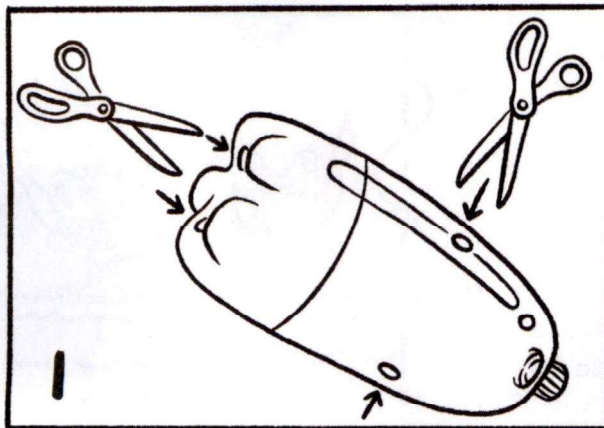
Place an **O** on things you **PULL**.




Gizmos and Gadgets




Follow the instructions below to build a bird feeder.






Match the picture to the rule.




Fish with proper adult supervision.




Get permission to fish where you plan to fish.




Check the weather before you go. Do not fish in a thunderstorm or bad weather.




Use the buddy system. You must be able to see your buddy.




Give plenty of room to others who are fishing nearby.




Never fish where people are swimming.





Color the fish. Cut out the pieces on the dotted lines. Mix up the pieces. Complete the puzzle.






Copy the fish drawing using the grid lines as a guide. Copy one section at a time.







With the help of a trusted adult, follow the instructions to make your own Lion bag.




You will need a coat hanger, felt, scissors, a hot-glue gun, and hot glue sticks.



Cut the felt into a piece about 13 inches by 52 inches.




Drape the felt over the hanger. Glue the felt together below the hanger to keep it from sliding off.



Fold the felt up on both sides. Glue the edges to form pockets. On one side, add a strip of glue in the middle to form two pockets.



Use the glue to write "Cub Scouts" or your name on the front.



Add your handbook, neckerchief and slide, belt or other items in the pockets.

I'll Do It Myself




Tear out this page and post it in a place you
will see it each morning.


Follow the steps to get ready for your day.




I went to the
bathroom.



I brushed
my teeth.




I got
dressed.



I ate
breakfast.



I packed my
backpack.



Let's go!


**This page left blank intentionally so
chart on page 43 can be torn out.**

I'll Do It Myself




Tear out this page and post it in a place you
will see it each evening.


Follow the steps to get ready for bed.




I ate dinner.




I bathed.



I put on
my pajamas.



I brushed
my teeth.



I went to the
bathroom.



Good night.

**This page left blank intentionally so
chart on page 45 can be torn out.**